

Need Help Getting Books?

Kivuto®

No problem! Check out the FAQs and step-by-step instructions below. If you still have questions, please contact support@texidium.com.

- Why is Pearson offering open access to all these books?
- How do I order books?
- I'm a teacher. How can I help my students take advantage of this initiative?
- What is Texidium?
- How do I use the Texidium Reader?
- Who do I contact if I need more help?

Why is Pearson offering open access to all of these books?

With COVID-19 forcing so many school closures, many students and parents are looking for ways to continue their or their child's education from home.

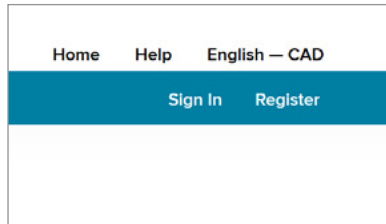
Recognizing this, Pearson partnered with Kivuto – the company behind the **Texidium Reader** – to provide open access to a wide range of learning material for K-12 students until May 25th. By providing students and their families with open access to these resources, Pearson hopes to make it easier for students to continue learning while schools are closed.

How do I order books?

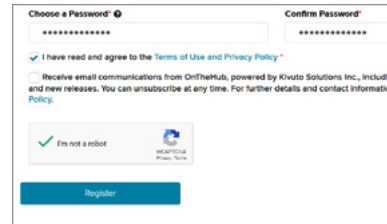
There are three steps to obtaining books from this site.

1. Register an account at pearsonathome.onthehub.com (needed to order books)
2. Order your books
3. Register a Texidium account (needed to read your books)

To register an account at pearsonathome.onthehub.com:




1. Go to pearsonathome.onthehub.com, and click the **Register** link in the top-right corner of the page.

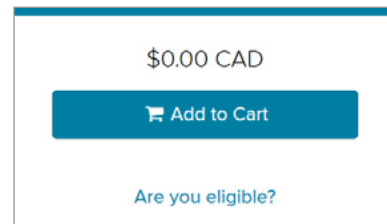


2. Fill out the short registration form you're directed to, and then click **Register**.

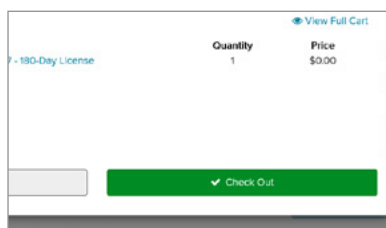
To order a book:




1. Click on the book you want to order. You can search by book title using the Product Search bar or browse by grade along the left side of the page.



2. Click **Add to Cart**.


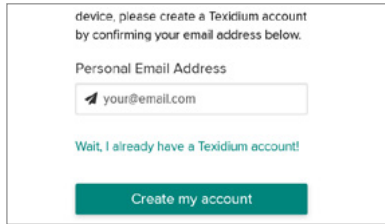


3. Click **Check Out**.

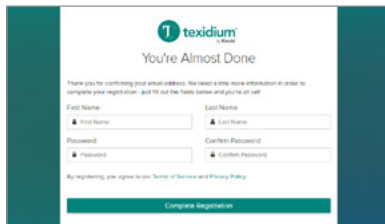


4. Click **Claim Your Books**. You're directed to the Textidium sign-in page, where you'll need to register a Textidium account (or sign in if you already have one).

To register a Texidium account:



1. When you're directed to the Texidium sign-in page, enter your email address and click **Create my account**.
2. Check your email inbox and click the link in the confirmation email you're sent.



3. Fill out the short registration form you're directed to, and then click **Register**. You're signed in to Texidium, where your book will be ready to read.
4. In the future, you can access your books by signing in to Texidium at **texidium.com/students** to access your books.

I'm a teacher. How can I help my students take advantage of this initiative?

Direct your students to: <https://pearsonathome.onthehub.com> to order their books (available to students in Canada only).

Direct them to: <https://kivuto.com/pearson-faq> for help setting up their account, placing their order, and using the Texidium Reader.

What is Texidium?

Texidium is the free Reader app you'll use to read books ordered through this site. Powered by Kivuto, Texidium is used by over 30 schools across Canada to put eBooks and eTextbooks at students' fingertips, allowing them to study anywhere, on any device, at any time.

When you finish ordering a book, you'll be directed to Texidium and prompted to sign in or create an account (don't worry – it's quick and easy). After that, you can simply sign in at texidium.com/students or through one of the **Texidium apps** to start reading.

How do I use the Texidium Reader?

Visit texidium.com/help for tips, trick, and instructions on reading books with the Texidium Reader.

Who do I contact if I need more help?

If you need any assistance ordering books on this site or reading them in Texidium – or if you have any questions at all – please contact support@texidium.com.